

# Leg Supports

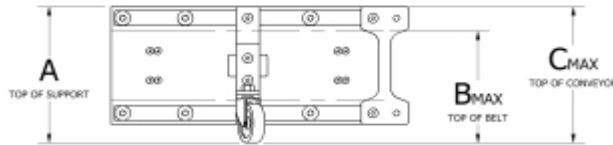
## Standard 8" Profile

Fill in \_\_ with 04, 06, 08, 10, 12, 14, 16, 18, 20, 22, 24, 26, 28, 30, 36, 42, 48, 54 or 60 for conveyor width

### Leg Supports

### Functions / Features / Construction

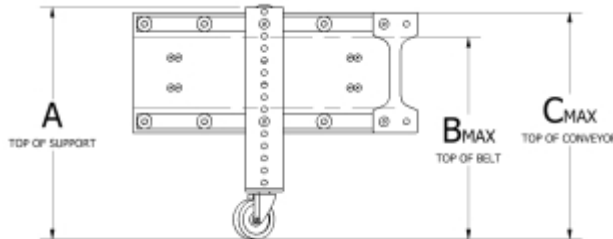
#### Low Rider Caster



- Supports conveyor at two set points
- Provides mobility for low profile applications and clearance for 1", 2" or 3" drive flights
- Available for all conveyor widths

A Top of Support	B Top of Belt	C Top of Conveyor	Part Number
9-3/4"	8"	9-3/4"	SUC000
9"	7-1/4"	9"	SUC000

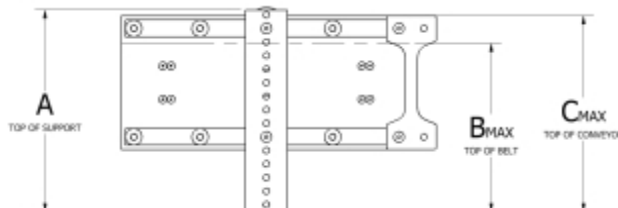
#### Peg Leg Support with Casters



- Supports conveyor at adjustable 13/16" increments
- Locking 2" caster wheels
- Constructed of powder-coated extruded aluminum
- Available for all conveyor widths

A Top of Support	B Top of Belt	C Top of Conveyor	Part Number
15-1/4"	13-1/8"	14-7/8"	SUC200
18-1/2"	16-3/8"	18-1/8"	SUC201
21-3/4"	19-5/8"	21-3/8"	SUC202
25"	22-7/8"	24-5/8"	SUC203
28-1/4"	26-1/8"	27-7/8"	SUC204

#### Peg Leg Support without Casters



- Supports conveyor at adjustable 13/16" increments
- Offers static support
- Constructed of powder-coated extruded aluminum
- Available for all conveyor widths

A Top of Support	B Top of Belt	C Top of Conveyor	Part Number
12-1/4"	10-1/8"	11-7/8"	SUN200
15-1/2"	13-3/8"	15-1/8"	SUN201
18-3/4"	16-5/8"	18-3/8"	SUN202
22"	19-7/8"	21-5/8"	SUN203
25-1/4"	23-1/8"	24-7/8"	SUN204

# Leg Supports

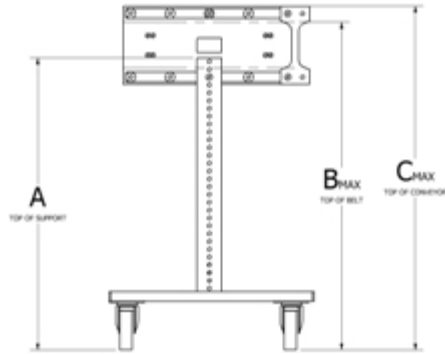
## Standard 8" Profile

Fill in \_\_ with 04, 06, 08, 10, 12, 14, 16, 18, 20, 22, 24, 26, 28, 30, 36, 42, 48, 54 or 60 for conveyor width

### Leg Supports

### Functions / Features / Construction

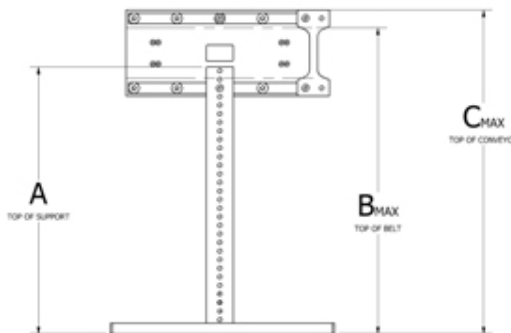
#### Leg Support with Casters



- Required along conveyor at 6' - 8' intervals for proper support
- 4" caster wheels provide portability and lock securely for stable operation
- Includes set of leg straps for added stability
- Constructed of powder-coated extruded aluminum
- 13/16" height adjustments

A Top of Support	B Top of Belt	C Top of Conveyor	Part Number
30"	33-1/4"	35"	LH24C __
42"	45-1/4"	47"	LH36C __
54"	57-1/4"	59"	LH48C __
66"	69-1/4"	71"	LH60C __
78"	81-1/4"	83"	LH72C __
90"	93-1/4"	95"	LH84C __
102"	105-1/4"	107"	LH96C __

#### Leg Support without Casters



- Required along conveyor at 6' - 8' intervals for proper support
- Offers static support
- Includes set of leg straps for added stability
- Constructed of powder-coated extruded aluminum
- 13/16" height adjustments

A Top of Support	B Top of Belt	C Top of Conveyor	Part Number
25"	28-1/4"	30"	LH24N __
37"	40-1/4"	42"	LH36N __
49"	52-1/4"	54"	LH48N __
61"	64-1/4"	66"	LH60N __
73"	76-1/4"	78"	LH72N __
85"	88-1/4"	90"	LH84N __
97"	100-1/4"	102"	LH96N __